I.R. IRAN

National Paralympic Committee

کمیته ملی پارالمپیک جمهوری اسلامی ایران

40th Anniversary:

An Overview on Para Sports' development in I.R.Iran

Asian
Paralympic
Committee

2019 APC General Assembly & Conference

3-6 February

Dubai-UAE

Nice to Meet You

I.R.IRAN SPORTS GOVERNANCE STRUCTURE

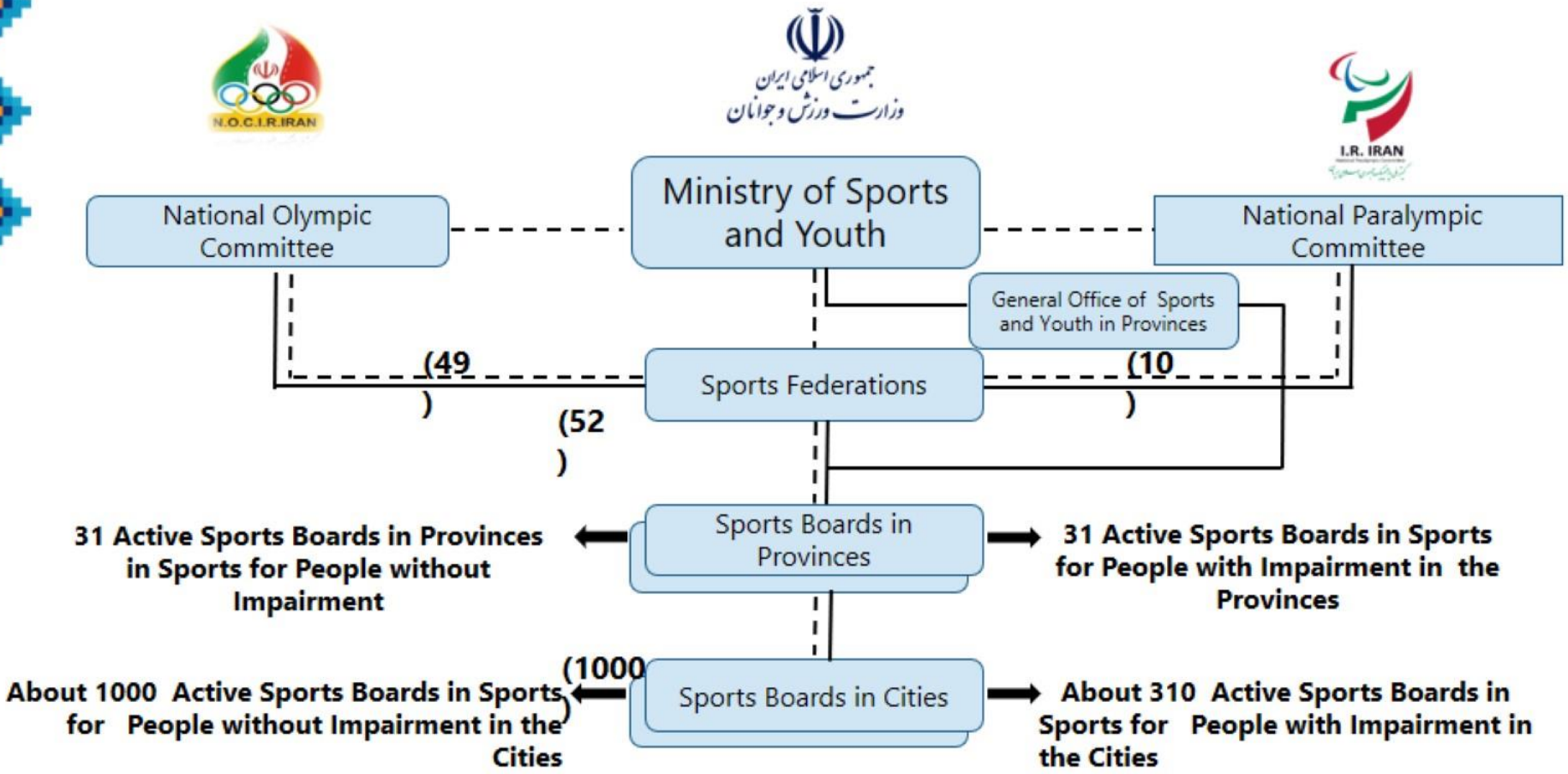

NPC I.R.IRAN SPORTS GOVERNANCE STRUCTURE

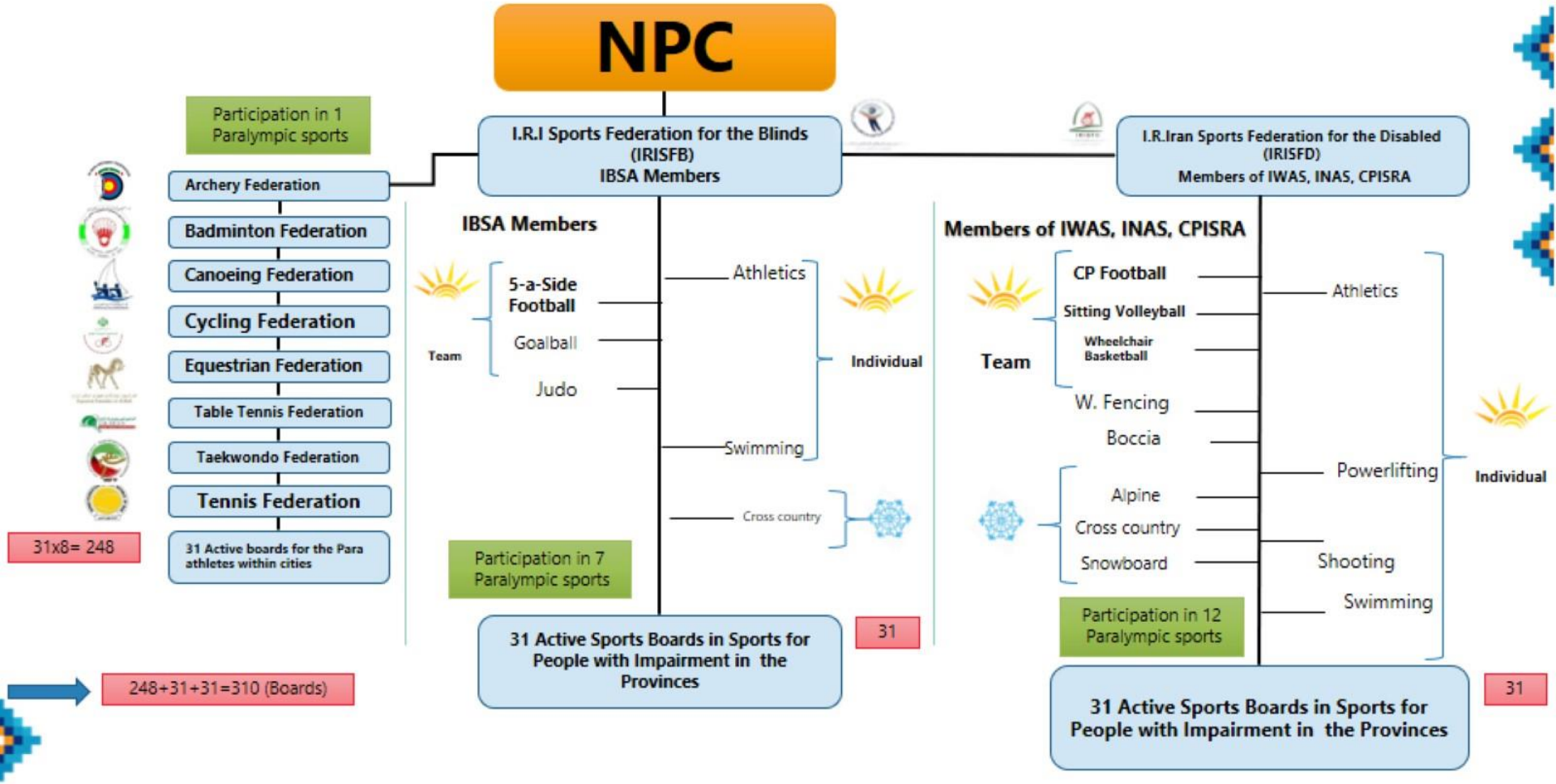

Iran's Para Sports History

No.	Sport	Year	The first National Championships	The first Participation in International Events
1	Archery	1994	1995	1995
2	Athletics	1980	1980	1983
3	Badminton	2011	2012	2012
4	Boccia	2004	2004	2006
5	Canoe	2010	2013	2011
6	Cycling -Track and Road	2001	2004	2002
7	Football 5-a-side	2006	2007	2007
8	Football 7-a-side	1993	1994	2000
9	Goalball	1980	1980	1988
10	Judo	1991	1993	1998
11	Para taekwondo	2009	2009	2016
12	Powerlifting	1980	1980	1988
13	Shooting	1982	1983	1982
14	Swimming	1980	1980	1993
15	Table Tennis	1980	1980	1983
16	Sitting Volleyball	1980	1980	1984
17	Wheelchair Basketball	1980	1980	1981
18	Wheelchair Fencing	2012	-	2013
19	Wheelchair Tennis	1995	1997	1999
20	Equestrian	2016	2016	-
21	Ski-Alpine, Snowboard, Cross country	1998	2003	1998

Athletes in the National Competitions under Governance of 10 Federations -Youth & Adult

No.	Sport	Provinces	Athletes		
			Men	Women	Total
1	Archery	16	262	96	**358**
2	Athletics	30	1539	693	**2232**
3	Badminton	8	65	40	**105**
4	Boccia	14	377	311	**688**
5	Canoe	9	15	5	**20**
6	Cycling -Track and Road	7	7	0	**7**
7	Football 5-a-side	10	140	0	**140**
8	Football 7-a-side	17	616	0	**616**
9	Goalball	31	400	200	**600**
10	Judo	12	100	20	**120**
11	Para taekwondo	12	15	0	**15**
12	Powerlifting	24	690	0	**690**
13	Shooting	18	596	245	**841**
14	Swimming	24	1102	416	**1518**
15	Table Tennis	28	1442	524	**1966**
16	Sitting Volleyball	31	2484	567	**3051**
17	Wheelchair Basketball	26	932	181	**1113**
18	Wheelchair Fencing	2	15	2	**17**
19	Wheelchair Tennis	7	65	18	**83**
20	Equestrian	15	10	10	**20**
21	Ski -Alpine, Snowboard, Cross country	7	20	10	**30**
Total			**10892**	**3338**	**14230**

Iran's Officials in Paralympic Sports

Sport	Archery - Athletics - Badminton - Boccia - Canoe - Cycling (track & road) - Football 5-a-side Football 7-a-side - Goalball - Judo - Powerlifting - Shooting - Para Taekwondo - Table Tennis – Swimming - Sitting Volleyball - Wheelchair Basketball - Wheelchair Fencing - Wheelchair Tennis-Equestrian- Ski (Alpine, Snowboard, Cross Country)								
	Coach			**Referee**			**Classifier**		
	Women	Men	**Total**	Women	Men	**Total**	Women	Men	**Total**
Total	308	771	**1079**	187	405	**592**	10	44	**54**

1079 Coach

592 Referee

54 Classifier

Iran in Asian Youth Para Games
2009 - 2017

Title		NPCs	Sports	Participants	Medal				Iran's Sports			Iran's Participants			Iran's Medals				Rank
					Gold	Silver	Bronze	Total	Team	Individual	Total	Men	Women	Total	Gold	Silver	Bronze	Total	
	TOKYO 2009	28	6	765	207	150	90	**447**	1	4	5	38	12	**50**	27	25	17	**69**	**2th**
	MALYSIA 2013	27	14	723	235	164	140	**539**	3	6	9	59	15	**74**	27	12	20	**59**	**2th**
	DUBAI 2017	30	7	715	252	187	150	**589**	1	6	7	85	29	**114**	39	44	35	**118**	**2th**
												Total of Medals			**93**	**81**	**72**	**246**	

Iran in Asian Para Games
2006 - 2018

title		NPCs	sports	participants	Medals				Iran's sports			Iran's athletes			Iran's medals				rank
					Gold	Silver	Bronze	total	Team	Individual	Total	Men	Women	Total	Gold	Silver	Bronze	Total	
	FESPIC 2006	46	19	4000	541	476	458	1475	4	10	14	119	21	140	36	43	26	105	5th
	GUANGZHOU 2010	41	19	2335	341	338	341	1020	5	10	14	123	34	157	27	24	29	80	4th
	Incheon 2014	41	23	2497	443	433	469	1345	5	11	16	144	56	200	37	52	31	120	4th
	Jakarta 2018	44	18	2762	507	498	538	1543	6	7	13	137	72	209	51	42	43	136	3th
												Iran's medals			151	161	129	441	

Iran in Summer Paralympic Games
1988 – 2016

No.	Title		NPC's	Medalists (NPCs)	Participants	Sports			Iranian participants			Iran's Athletes			Medals			Rank	
	Logo	Paralympic Games				Team	individual	Total	Team	Individual	Total	Team	Individual	Total	Gold	Silver	Bronze	Total	
1		Seoul 1988	61	48	3057	4	13	17	2	2	4	18	18	36	4	1	3	8	28
2		Barcelona 1992	82	55	3020	4	11	15	1	2	3	11	18	29	1	2	1	4	37
3		Atlanta 1996	104	60	3259	5	12	17	1	3	4	12	18	30	9	5	3	17	20
4		Sydney 2000	127	68	3846	7	13	20	1	4	5	12	29	41	12	4	7	23	16
5		Athens 2004	136	75	3806	6	13	19	3	7	10	33	57	90	6	3	13	22	24
6		Beijing 2008	148	74	4200	6	14	20	4	5	9	41	31	72	5	6	3	14	22
7		London 2012	164	75	4294	6	14	20	4	9	13	37	42	79	10	7	7	24	11
8		Rio 2016	159	83	4330	6	16	22	4	8	13	60	51	111	8	9	7	24	15
										Total of Medals				NPC	55	37	44	136	

I.R.IRAN NPC Medal Table 1979 – 2019

In International Events, Asian Para Games, World Championships and Summer Paralympic Games

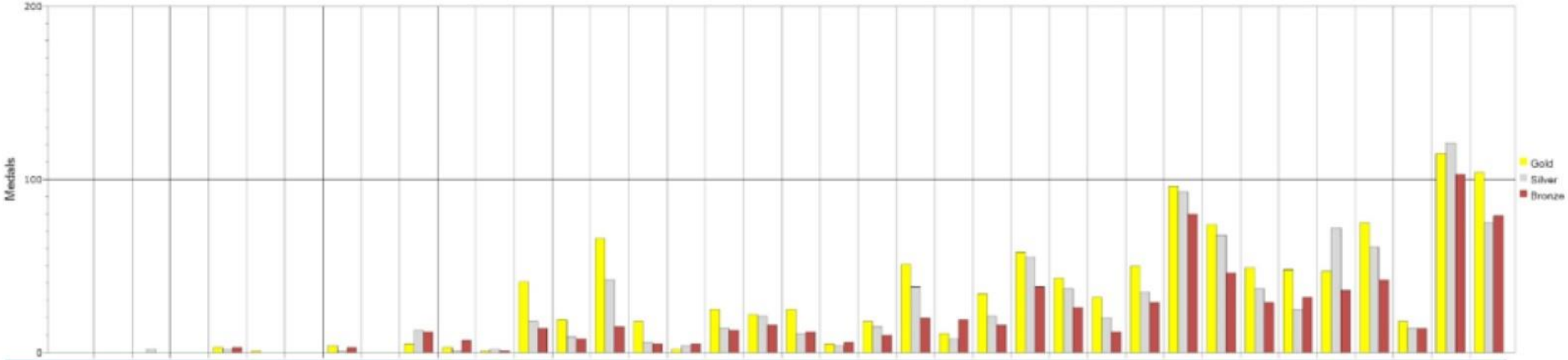

Year	1981	1982	1983	1984	1985	1986	1987	1988	1989	1990	1991	1992	1993	1994	1995	1996	1997	1998	1999	2000	2001	2002	2003	2004	2005	2006	2007	2008	2009	2010	2011	2012	2013	2014	2015	2016	2017	2018
Gold	0	0	0	0	3	1	0	4	0	5	3	1	41	19	66	18	2	25	22	25	5	18	51	11	34	58	43	32	50	96	74	49	48	47	75	18	115	104
Silver	0	0	2	0	2	0	0	1	0	13	1	2	18	9	42	6	4	14	21	11	4	15	38	8	21	55	37	20	35	93	68	37	25	72	61	14	121	75
Bronze	0	0	0	0	3	0	0	3	0	12	7	1	14	8	15	5	5	13	16	12	6	10	20	19	16	38	26	12	29	80	46	29	32	36	42	14	103	79

1163 Gold

945 Silver

751 Bronze

2858 Total

The Latest Update: January 2019

I.R. IRAN

Welcome to Iran's Paralympian Hall of Fame

Sitting volleyball

Best team performance in 8 Paralympic games

View Image

Siamand Rahman

The strongest Paralympian by pushing an incredible 310kg world record
..\2-Clip\Siamand.mp4
Allianz Best Male Athlete of the Month for September

View Image

Zahra Nemati

Securing qualification quota for both Rio 2016 Olympics and Paralympics

Iran's flag bearer at Rio Olympics

View Image

Sareh Javanmardi

Best performance in Rio 2016 by winning 2 gold medals

Allianz Best Female Athlete of the Month for September

View Image

Iran in Winter Paralympic Games
1998 – 2018

Paralympic Games		NPC's	Participants	Sports			Iranian participants			Iran's Athletes		
				Team	Individual	Total	Team	Individual	Total	Team	Individual	Total
	Nagano 1998	31	562	1	4	**5**	0	1	1	0	2	**2**
	Salt Lake City 2002	36	415	1	3	**4**	0	1	1	0	1	**1**
	Torino 2006	38	474	2	3	**5**	0	1	1	0	1	**1**
	Vancouver 2010	44	502	2	3	**5**	0	1	1	0	1	**1**
	Sochi 2014	45	541	2	3	**5**	0	1	1	0	1	**1**
	PyeongChang 2018	48	567	**2**	**4**	**6**	**0**	**2**	**2**	**0**	**5**	**5**

Mr. Wilfried Lemke- Special Adviser to the United Nations Secretary General on Sport for Development and Peace

- Establishment of Sport for All Commission for children and youth to change perception of their families thorough involving in sports and influencing on the physical, mental and social activities of the target group in 2002.
- Launching National Paralympic Day & Week since 2003 in Iran.

Main Activities:

- Holding training workshops in sitting volleyball, archery, table tennis, powerlifting, ball, wheelchair basketball, …
- Granting medal, ball as the prize
- Contribution to celebration of National Paralympic Day
- Promotion of Paralympic Movement in the schools, universities.
- Widespread information thorough mass media

Number of Participants in National Paralympic Day

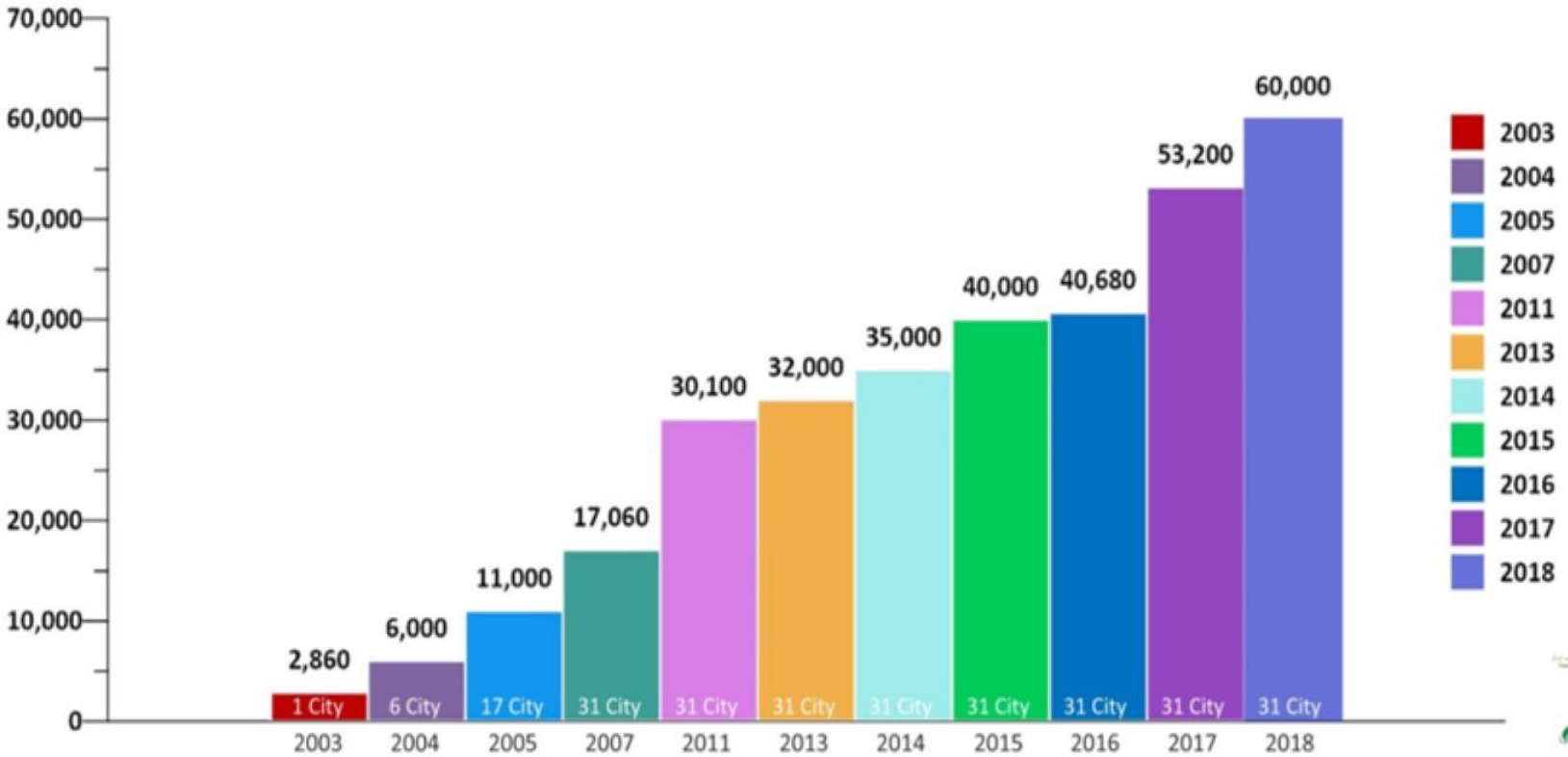

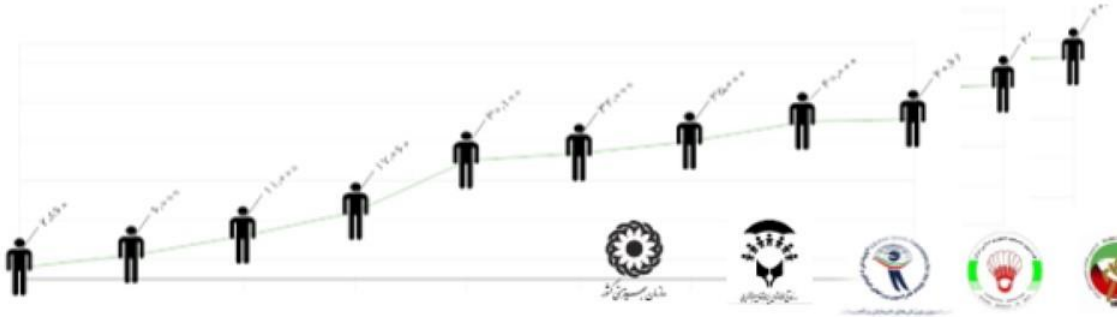

300 female & male athletes under NPC support including financial and technical support

200 female & male athletes under NPC support

14230 female &male athletes under support of 10 sports federations

60K girls & boys supported by the NPC educational programs

An overview of development of Paralympic Movement in I.R.Iran

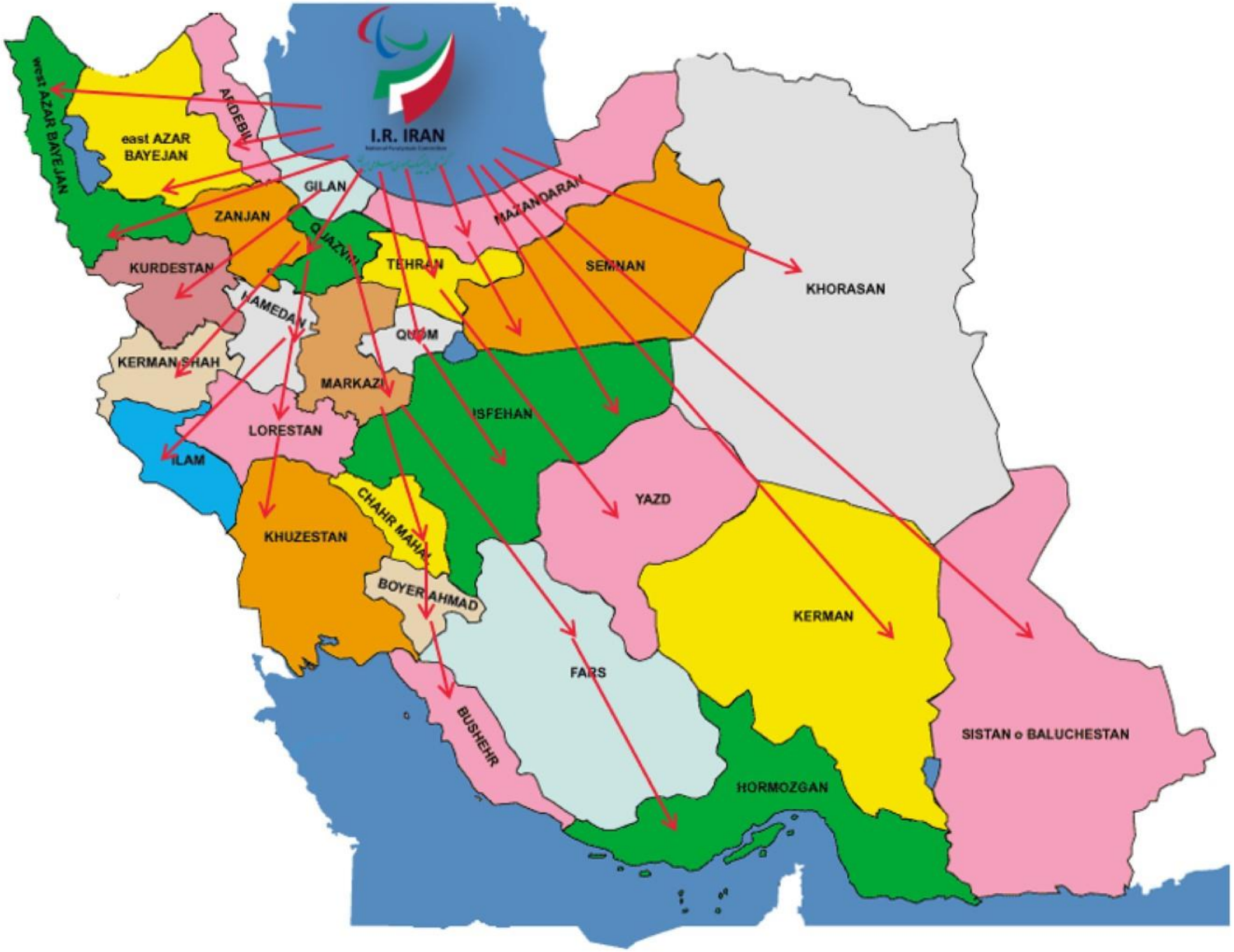

I.R. IRAN
National Paralympic Committee
کمیته ملی پارالمپیک جمهوری اسلامی ایران

Thank You!

We welcome your questions.